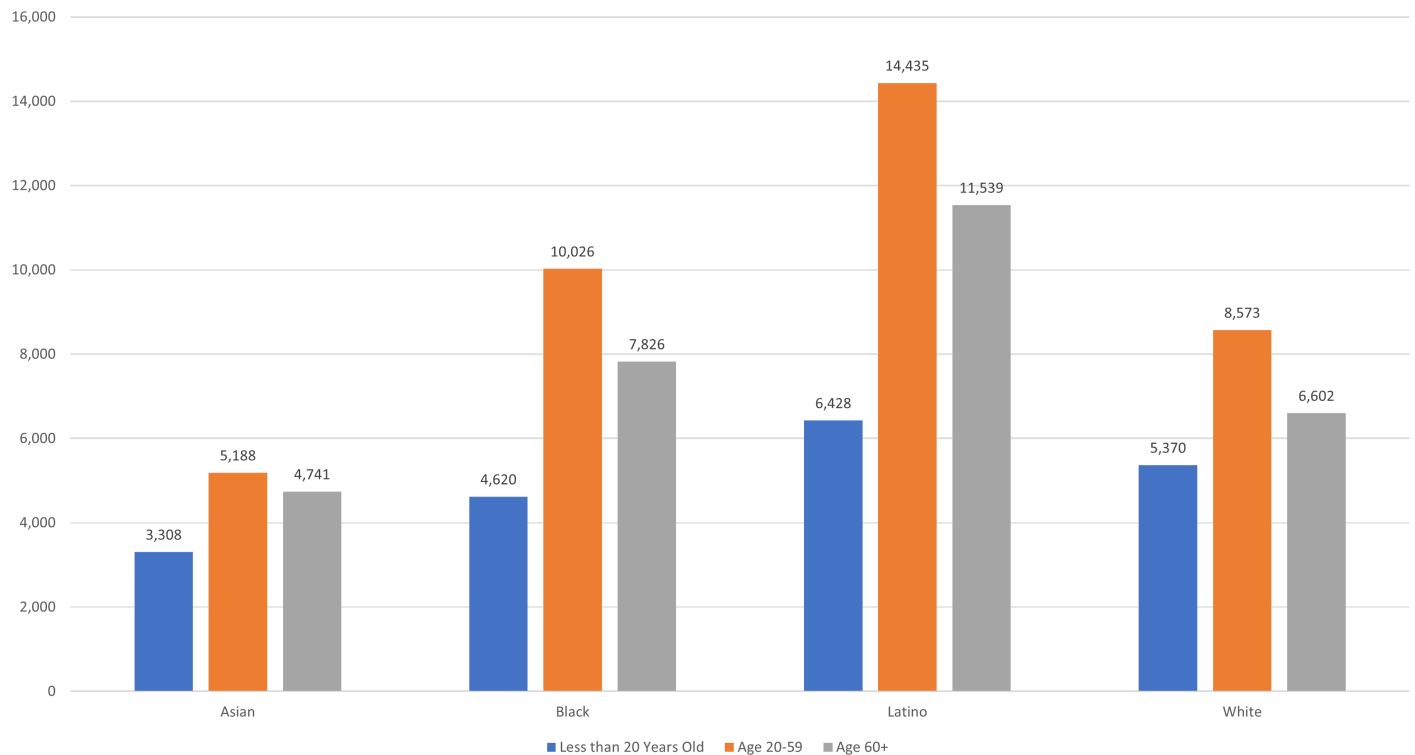




Forum Analysis: Latinos Have Highest Case Rates in All Age Groups

Latinos have the highest COVID case rates among racial/ethnic groups in each age group statewide, according to recent analysis by the Latino Policy Forum. Over 14 percent of Latinos aged 20-59, and over 6 percent of Latinos under the age of 20, have been diagnosed with COVID in Illinois.

Cumulative Case Rates per 100,000 of COVID for Select Age Groups by Race/Ethnicity, Illinois, June 30, 2021

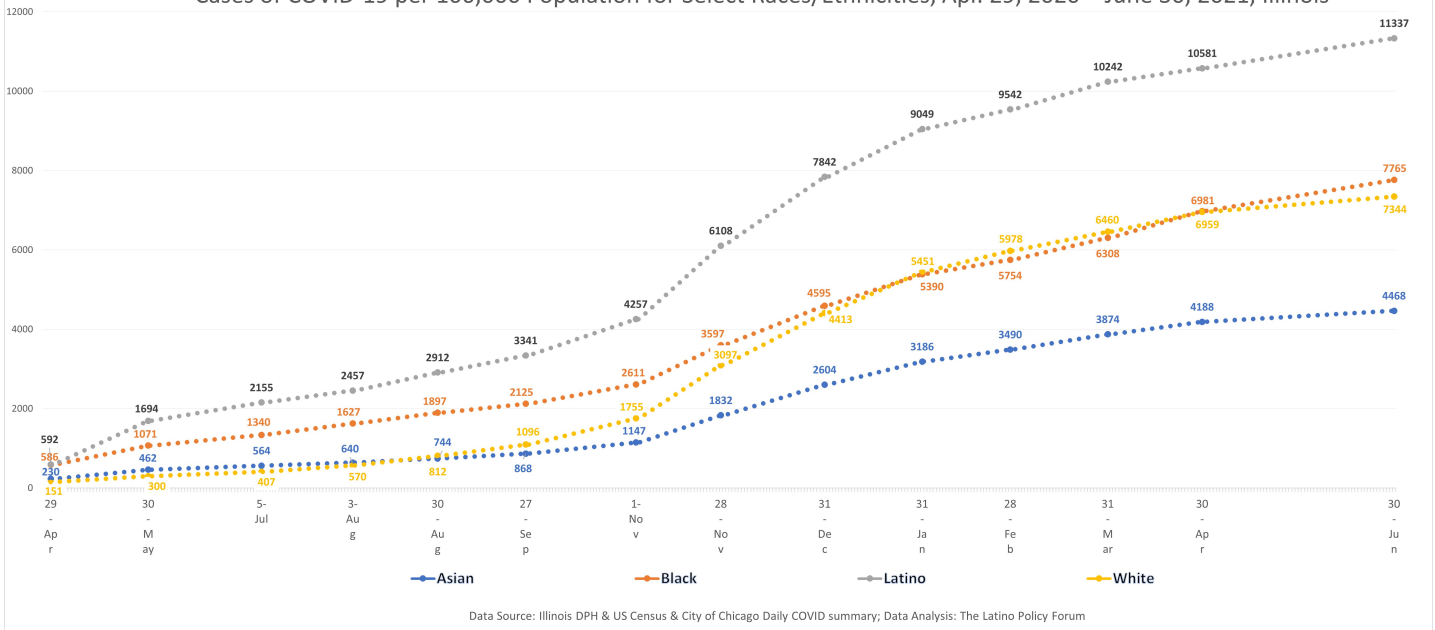


Sources: <https://www.dph.illinois.gov/covid19/covid19-statistics>; <https://www.census.gov/quickfacts/IL>

The data as of June 30, 2021, indicate that Latinos’ overall case and death rates, as well as the number and rates of young people who have become ill and died from COVID, are higher than those of any other racial/ethnic group in Illinois.

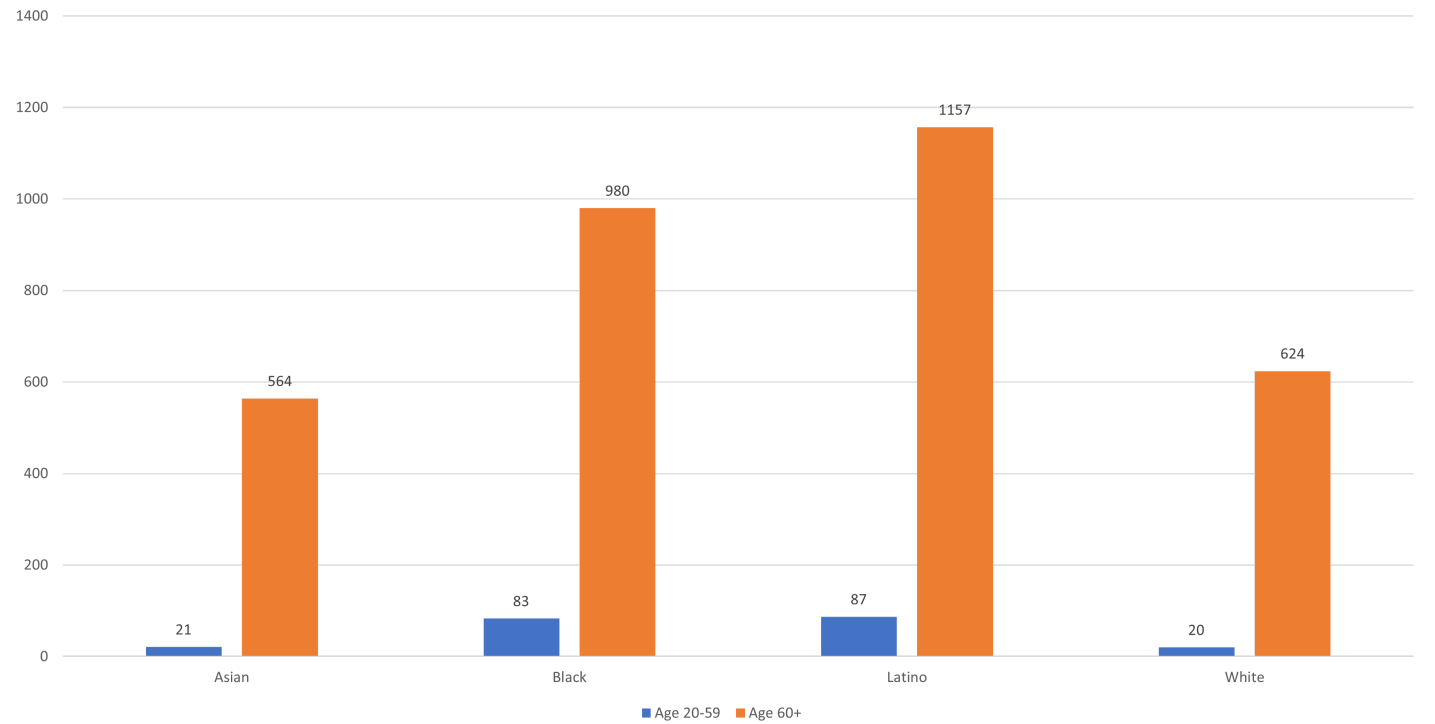
Although the increase in the incidence of COVID cases is slowing down, more than 11 percent of Latinos in Illinois have been diagnosed with COVID. This is approximately 1.5 times greater than what is found in either the Black or the white populations in Illinois.

Cases of COVID-19 per 100,000 Population for Select Races/Ethnicities, Apr. 29, 2020 – June 30, 2021, Illinois



Latinos also have the highest rates of death in those aged 20-59 and those aged 60+. (In Illinois, there have been 20 COVID-related deaths to people under the age of 20. Ten are not identified by race/ethnicity, and 10 are in the Black population. These numbers, while concerning, are too small to offer any meaningful analysis for that age range.)

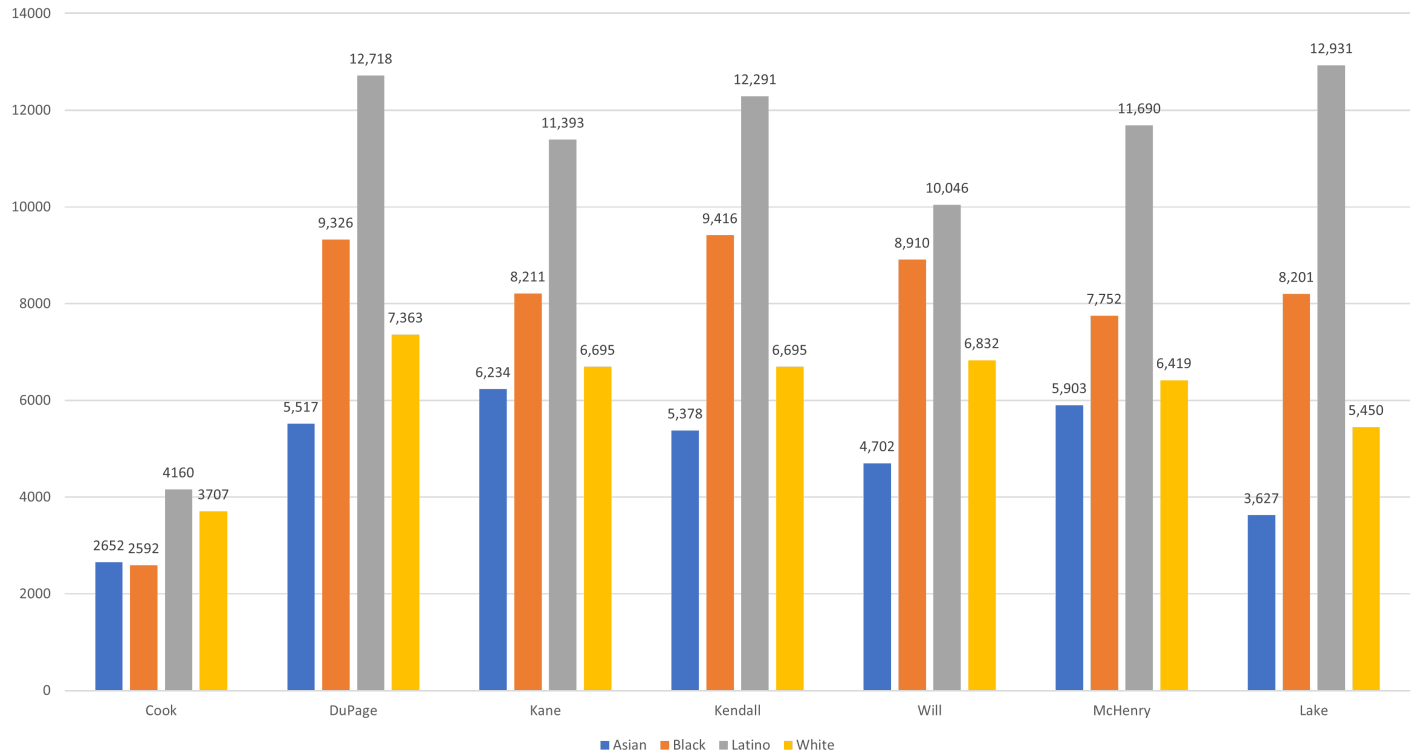
Cumulative Death Rates Per 100,000 Within Select Age Groups by Race/Ethnicity, Illinois, June 30, 2021



Sources: <https://www.dph.illinois.gov/covid19/covid19-statistics>;
<https://usa.abacus.ipums.org/session?session=1~191087%2C191109~2710~~1148689~t~weighted-count>

In every county within the Chicago metro area, Latinos have the highest rate of COVID cases.

Cumulative Rates of COVID per 100,000 for Chicago Metro Area Counties by Race/Ethnicity, Illinois, June 30, 2021



Sources: <https://www.dph.illinois.gov/covid19/covid19-statistics>

<https://usa.abacus.ipums.org/session?session=1~191087%2C191109~2710~~1148689~t~weighted-count>

Copyright © 2019 Latino Policy Forum, All rights reserved.

Our mailing address is:
180 N Michigan Ave., Ste. 1250
Chicago IL, 60601

Want to change how you receive these emails?
You can update your preferences or unsubscribe from this list.